

Scaled data based on original data using
LM-79-08 Approved Method: Electrical and Photometric Measurements of Solid-
State Lighting Products

Test Report Prepared for
Cooper Lighting Solutions
(formerly Eaton)

Brand: McGRAW-EDISON

Report Number: P199969

Luminaire Tested: **GWC-AF-01-LED-E1-SL3-7030-1200-HSS**

Issue Date: 3/3/2020

Test Information

Test Method: LM-79-08
Report Number: P199969
TEST IS SCALED FROM IESNA LM-79-08 TEST DATA (P24289)
Test Lab: INNOVATION CENTER P2
Issue Date: 3/3/2020
Manufacturer: COOPER LIGHTING SOLUTIONS (FORMERLY EATON)
Product Line: MCGRAW-EDISON
Catalog Number: GWC-AF-01-LED-E1-SL3-7030-1200-HSS
Description: GALLEON WALL LUMINAIRE
(1) 70 CRI, 3000K, 1200mA LIGHTSQUARE WITH 16 LEDS EACH AND TYPE III
SPILL LIGHT ELIMINATOR OPTICS WITH HOUSE SIDE SHIELD
Light Source: -
Ballast/Driver: ELECTRONIC DRIVER

Summary

Lumens per Lamp: N/A
Luminaire Lumens: 5664.7 lumens
Efficiency: N/A
Efficacy: 84.5 lumens/watt
Luminous Opening: Rectangular (W 0.5' x L: 0.5' x H: 0')
IES Classification: Type III - Short - Non-Cutoff
BUG Rating: B1 - U0 - G2

Input Watts (W): 67
Input Voltage (V): NR
Input Current (Ain): NR
Voltage Rise (V): NR
Power Factor: NR
Total Harmonic Distortion (THDi): NR
Frequency (hertz): 60
Stabilization Time: NR
Operation Time: NR
Ambient Temperature (°C): NR
Test Distance: 25 FT

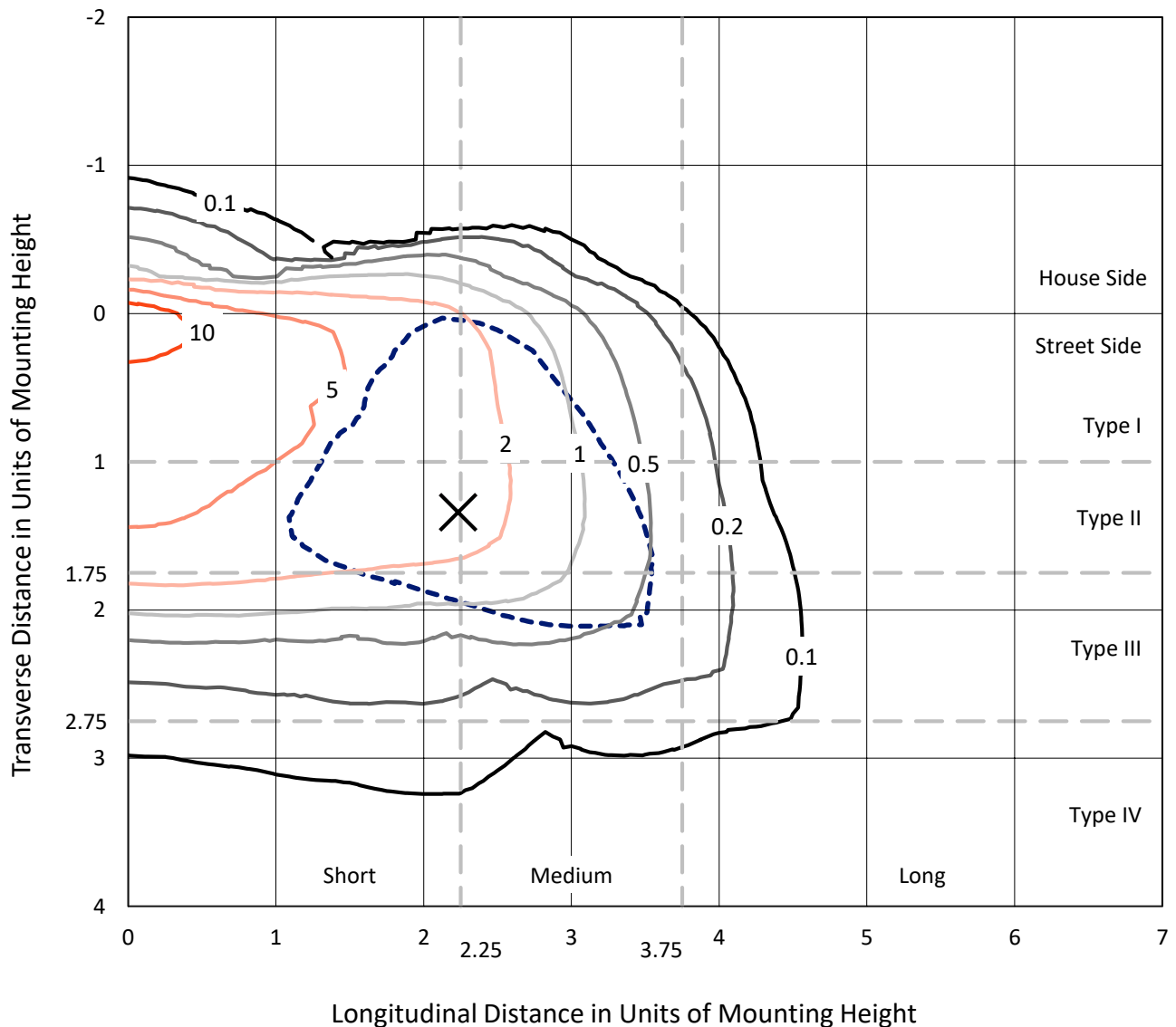


REPORT NUMBER: P199969

CATALOG NUMBER: GWC-AF-01-LED-E1-SL3-7030-1200-HSS

Iso-Footcandle Lines of Horizontal Illumination

× Max cd
 - - - 1/2 Max cd

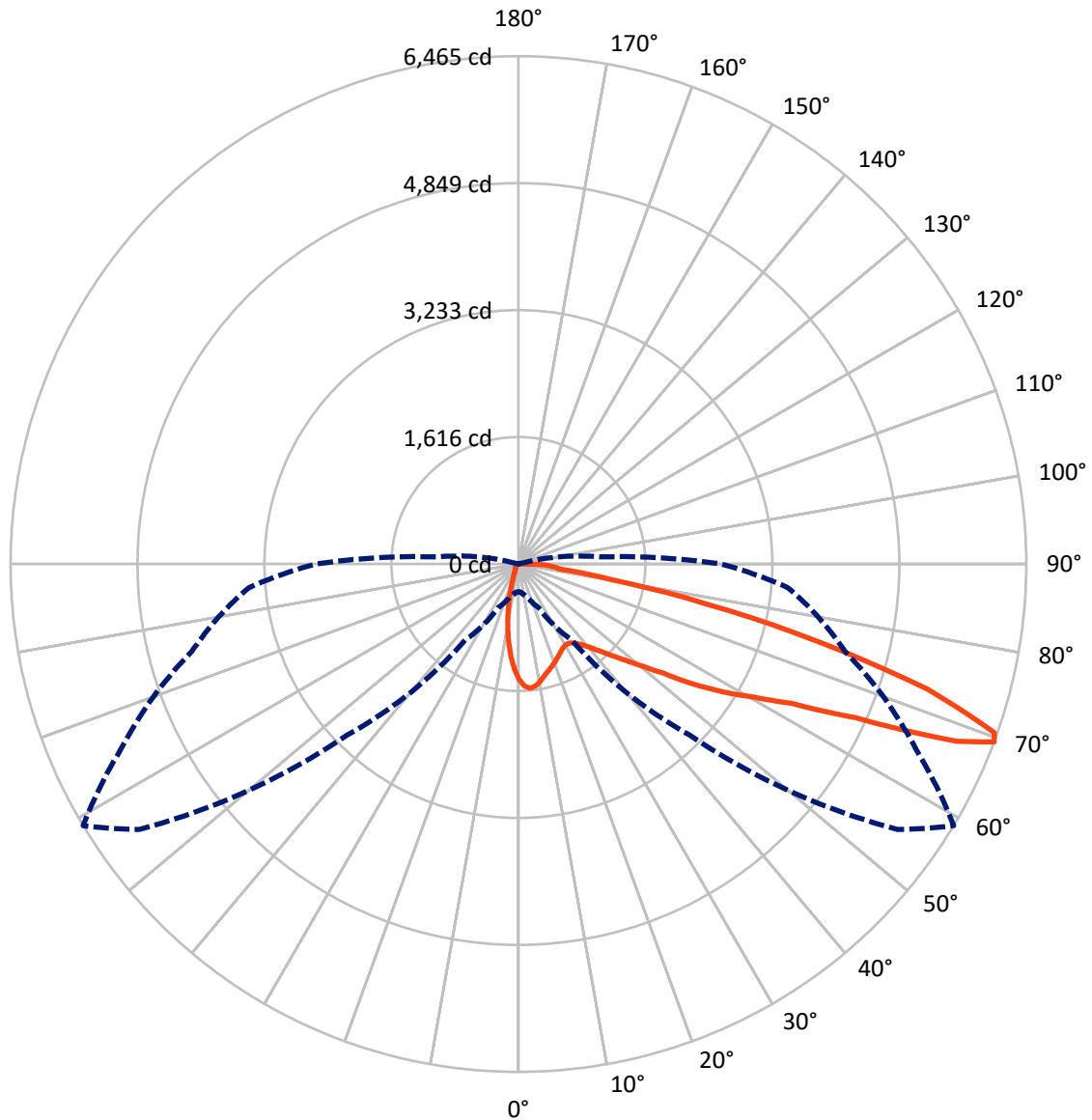


Based on 10 foot mounting height. Maximum calculated value = 14.8 fc
 Type III - Short - Non-Cutoff

REPORT NUMBER: P199969

CATALOG NUMBER: GWC-AF-01-LED-E1-SL3-7030-1200-HSS

Luminous Intensity Polar Plot



— Vertical Plane Through 59-Deg Lateral - - - Horizontal Cone Through 69-Deg Vertical

REPORT NUMBER: P199969

CATALOG NUMBER: GWC-AF-01-LED-E1-SL3-7030-1200-HSS

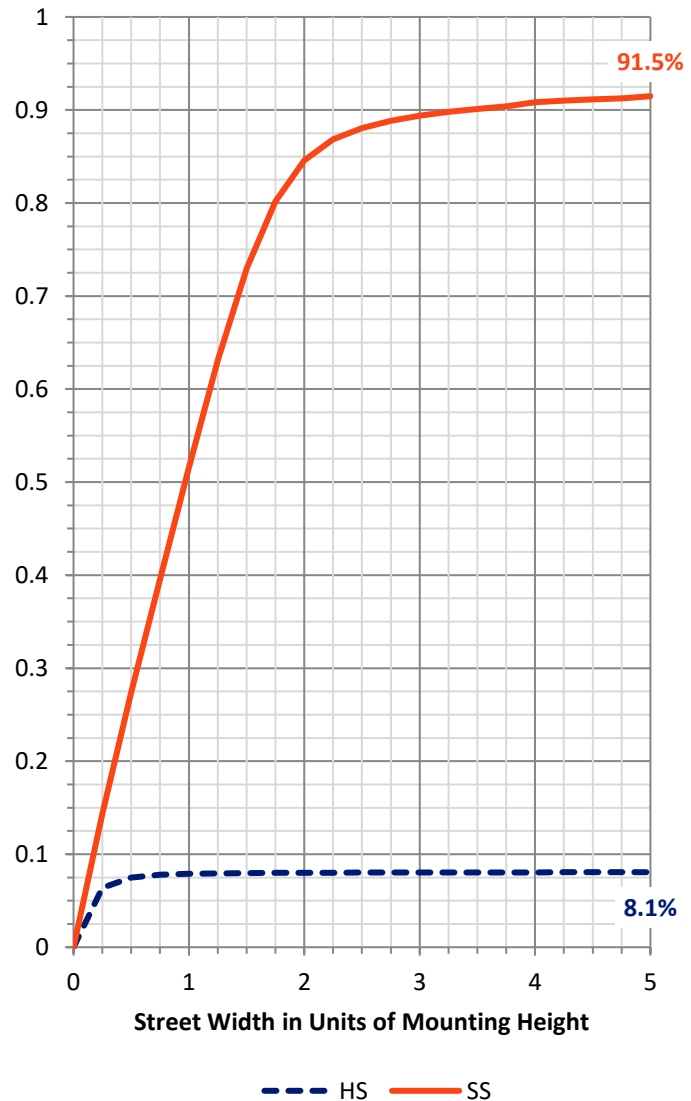
FLUX DISTRIBUTION:

		Downward	Upward	Total
House Side	Lumens	461.3	0.0	461.3
	% Fixture	8.1	0.0	8.1
Street Side	Lumens	5203.4	0.0	5203.4
	% Fixture	91.9	0.0	91.9
Total	Lumens	5664.7	0.0	5664.7
	% Fixture	100.0	0.0	100.0

Coefficient of Utilization

ZONAL LUMENS:

Zone	Lumens	% Fixture
0°-10°	119.7	2.1
10°-20°	247.3	4.4
20°-30°	332.8	5.9
30°-40°	483.2	8.5
40°-50°	804.5	14.2
50°-60°	1255.0	22.2
60°-70°	1553.0	27.4
70°-80°	787.0	13.9
80°-90°	82.4	1.5
90°-100°	0.0	0.0
100°-110°	0.0	0.0
110°-120°	0.0	0.0
120°-130°	0.0	0.0
130°-140°	0.0	0.0
140°-150°	0.0	0.0
150°-160°	0.0	0.0
160°-170°	0.0	0.0
170°-180°	0.0	0.0
0°-90°	5664.7	100.0
0°-180°	5664.7	100.0



REPORT NUMBER: P199969

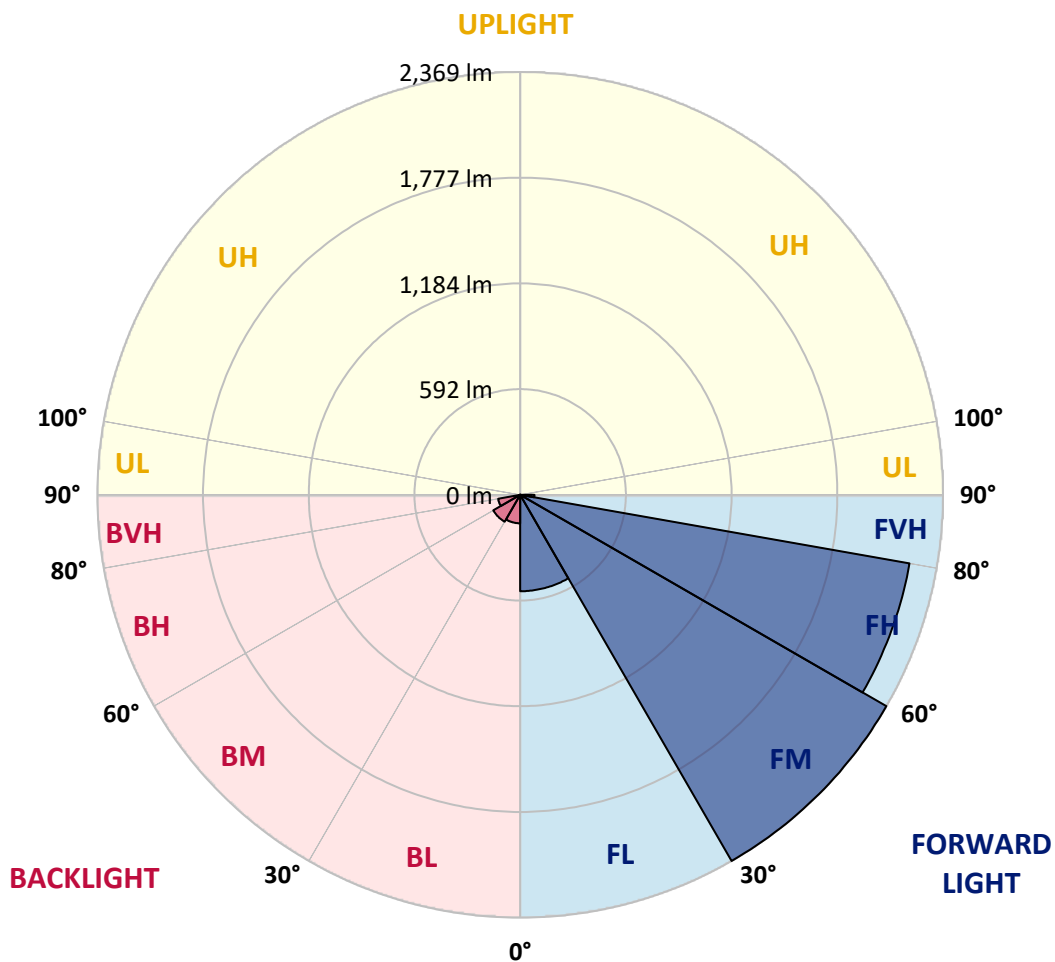
CATALOG NUMBER: GWC-AF-01-LED-E1-SL3-7030-1200-HSS

LUMINAIRE CLASSIFICATION SYSTEM LUMEN TABLE AND BUG RATING:

Zone		Lumens	% Fixture	Zone Rating/Lumen Limit		
				B	U	G
FL	(0°-30°)	540.1	9.5			
FM	(30°-60°)	2368.8	41.8			
FH	(60°-80°)	2214.7	39.1			G2/5000
FVH	(80°-90°)	79.8	1.4			G1/100
BL	(0°-30°)	159.7	2.8	B1/500		
BM	(30°-60°)	173.8	3.1	B0/220		
BH	(60°-80°)	125.3	2.2	B1/500		G1/500
BVH	(80°-90°)	2.5	0.0			G0/10
UL	(90°-100°)	0.0	0.0		U0/0	
UH	(100°-180°)	0.0	0.0		U0/0	

BUG Rating: B1-U0-G2

Type III Short





REPORT NUMBER: P199969

CATALOG NUMBER: GWC-AF-01-LED-E1-SL3-7030-1200-HSS

CANDELA DISTRIBUTION (FULL):

	0°	5°	15°	25°	35°	45°	55°	59°	65°	75°	85°
0°	1474.4	1474.4	1474.4	1474.4	1474.4	1474.4	1474.4	1474.4	1474.4	1474.4	1474.4
2.5°	1616.1	1615.4	1608.3	1605.1	1599.4	1587.2	1568.3	1558.4	1542.4	1514.4	1477.0
5°	1601.2	1609.0	1613.2	1613.5	1617.7	1613.2	1596.2	1587.8	1565.7	1520.9	1453.7
7.5°	1501.3	1504.2	1516.1	1526.4	1546.2	1565.0	1571.2	1567.6	1554.5	1506.5	1417.1
10°	1394.4	1397.3	1411.3	1424.8	1451.7	1480.8	1511.5	1518.0	1523.5	1486.0	1381.9
12.5°	1302.1	1305.0	1319.4	1337.0	1368.4	1404.2	1452.0	1462.6	1486.6	1466.4	1353.7
15°	1222.6	1223.9	1238.1	1259.8	1297.3	1343.5	1397.6	1414.6	1451.4	1452.7	1329.1
17.5°	1155.1	1158.3	1166.9	1187.7	1228.7	1285.8	1348.8	1373.2	1416.5	1441.1	1305.0
20°	1113.7	1116.9	1116.6	1128.2	1165.0	1225.8	1300.2	1329.4	1381.9	1429.3	1283.5
22.5°	1105.8	1105.8	1097.4	1095.8	1117.6	1168.5	1249.6	1285.1	1350.8	1424.1	1268.5
25°	1134.2	1132.9	1112.2	1095.1	1096.1	1126.6	1200.6	1242.8	1324.5	1427.7	1260.4
27.5°	1194.5	1192.9	1166.7	1134.2	1108.3	1108.0	1163.4	1208.9	1303.7	1444.3	1263.6
30°	1277.7	1277.1	1248.6	1207.9	1160.9	1117.6	1150.5	1191.9	1290.3	1474.4	1271.1
32.5°	1368.7	1367.7	1346.4	1303.4	1243.8	1160.9	1164.1	1198.7	1294.0	1514.4	1289.0
35°	1465.1	1463.5	1454.3	1416.8	1351.1	1240.6	1208.2	1235.2	1318.4	1574.4	1324.2
37.5°	1569.5	1571.2	1577.9	1542.0	1473.2	1352.4	1282.2	1300.5	1367.4	1655.7	1381.6
40°	1723.7	1723.4	1725.6	1678.5	1612.2	1489.2	1385.7	1391.5	1449.5	1763.7	1468.7
42.5°	2003.3	1983.7	1924.5	1828.4	1761.8	1645.5	1516.1	1510.0	1549.7	1897.2	1590.7
45°	2379.0	2337.4	2183.6	1999.4	1914.2	1821.6	1676.5	1657.0	1682.3	2057.7	1741.3
47.5°	2702.3	2659.0	2441.5	2177.6	2076.0	1988.9	1864.6	1829.4	1837.6	2237.4	1932.2
50°	2812.1	2791.0	2601.0	2332.6	2232.7	2199.3	2082.7	2039.8	2028.0	2445.3	2153.5
52.5°	2774.0	2772.4	2645.9	2433.1	2376.2	2417.1	2357.3	2307.5	2264.0	2664.5	2378.8
55°	2712.8	2720.8	2664.1	2521.3	2519.3	2616.0	2732.7	2691.3	2565.1	2902.5	2572.8
57.5°	2543.9	2578.2	2653.8	2687.8	2766.6	2865.6	3045.3	3069.6	2920.4	3084.6	2733.9
60°	2064.2	2139.4	2386.7	2711.8	3085.3	3332.0	3422.6	3443.5	3211.8	3236.2	2951.4
62.5°	1465.1	1542.0	1855.6	2405.6	3090.1	3944.8	3984.8	3903.1	3532.8	3460.8	3326.5
65°	777.7	837.0	1093.3	1736.5	2679.2	4087.0	4967.8	4724.4	4099.1	3902.4	3811.1
67.5°	397.8	415.8	517.6	849.8	1841.8	3630.2	5849.1	6020.4	5075.1	4340.7	3787.8
69°	352.1	362.6	430.2	614.4	1179.4	3074.8	5891.9	6465.4	5586.0	4304.1	3442.2
70°	340.8	350.1	411.6	556.0	921.9	2578.5	5727.6	6426.3	5716.8	4165.2	3184.0
72.5°	289.2	297.3	366.5	491.4	749.3	1280.0	4652.7	5445.4	5129.9	3469.7	2304.7
75°	193.4	219.8	351.8	460.7	697.0	727.1	3067.3	3935.1	3655.5	2340.3	1200.6
77.5°	46.4	49.9	99.4	366.5	637.5	640.0	1577.6	2446.3	1995.3	834.1	283.8
80°	25.0	24.1	27.8	72.7	593.5	600.6	710.2	1187.4	712.4	138.3	93.6
82.5°	17.6	16.6	17.9	30.4	186.8	547.1	513.8	537.5	295.4	53.2	42.0
85°	6.4	6.1	9.9	27.5	58.6	314.6	527.9	443.3	239.3	24.4	30.7
87.5°	2.3	1.9	3.9	15.0	17.9	133.9	325.8	335.0	94.2	14.7	14.4
90°	0.0	0.0	0.0	0.0	0.0	0.0	0.0	0.0	0.0	0.0	0.0



REPORT NUMBER: P199969

CATALOG NUMBER: GWC-AF-01-LED-E1-SL3-7030-1200-HSS

CANDELA DISTRIBUTION (continued):

	90°	95°	105°	115°	125°	135°	145°	155°	165°	175°	180°
0°	1474.4	1474.4	1474.4	1474.4	1474.4	1474.4	1474.4	1474.4	1474.4	1474.4	1474.4
2.5°	1461.3	1441.4	1404.9	1367.4	1332.8	1291.3	1270.4	1249.9	1241.2	1238.1	1222.9
5°	1419.1	1385.3	1307.9	1230.0	1158.3	1082.0	1031.8	991.4	967.7	956.1	937.9
7.5°	1364.9	1309.8	1192.2	1072.1	960.3	850.1	768.5	705.7	662.4	641.7	622.7
10°	1312.3	1239.1	1071.8	908.1	756.3	610.2	497.5	415.8	363.6	339.5	324.2
12.5°	1265.3	1170.1	955.5	748.3	557.7	386.7	272.0	207.0	174.5	163.4	157.9
15°	1223.3	1106.7	845.6	596.4	377.6	221.0	148.7	126.5	121.4	121.4	120.7
17.5°	1183.6	1044.5	739.6	453.9	237.0	135.2	113.1	110.2	110.2	111.5	111.5
20°	1145.5	985.4	637.1	325.8	149.3	107.3	102.1	101.5	102.1	103.8	103.8
22.5°	1112.7	931.5	541.3	223.6	110.8	96.8	94.2	93.2	93.6	94.5	95.2
25°	1088.5	886.0	451.0	151.6	95.5	88.1	85.2	83.6	82.3	82.3	82.9
27.5°	1073.1	847.6	363.6	110.2	85.8	80.1	75.6	73.0	70.1	68.5	69.2
30°	1061.8	811.0	281.5	90.0	76.9	71.1	65.3	61.2	57.0	55.1	55.7
32.5°	1057.7	781.6	210.4	79.5	68.8	62.5	55.4	49.9	45.4	43.9	44.3
35°	1068.9	758.2	154.0	71.7	62.5	54.5	46.4	40.4	36.8	35.9	36.2
37.5°	1098.3	745.7	115.4	65.3	56.7	47.7	38.8	33.0	30.7	30.7	31.0
40°	1154.1	745.4	92.6	60.9	51.6	41.4	32.0	27.8	26.6	27.2	27.5
42.5°	1235.5	762.4	80.8	56.7	47.0	35.2	26.6	23.7	23.4	24.1	24.4
45°	1346.7	793.4	74.3	53.2	42.3	29.4	22.4	20.5	20.5	21.5	21.8
47.5°	1482.8	839.0	68.8	49.6	37.5	24.7	19.2	17.9	18.3	19.2	19.5
50°	1646.8	896.2	63.4	45.8	33.9	20.5	16.6	15.7	16.0	17.3	17.6
52.5°	1833.6	973.4	59.0	42.3	29.4	17.0	14.1	13.4	14.1	15.4	15.7
55°	1993.7	1042.6	53.5	39.4	23.7	14.1	11.5	11.5	12.1	13.7	14.1
57.5°	2147.7	1115.0	48.7	33.9	18.6	11.2	9.6	9.9	10.8	12.5	12.8
60°	2373.9	1237.8	43.0	28.5	14.1	9.0	8.1	8.4	9.6	11.2	11.5
62.5°	2758.0	1424.4	37.2	23.7	10.8	7.1	6.4	7.1	8.7	10.5	10.8
65°	3104.5	1500.4	30.4	19.9	8.4	5.5	5.5	6.4	8.4	10.2	10.5
67.5°	2911.4	1263.0	23.7	15.7	6.4	4.2	4.5	6.1	8.1	10.2	10.5
69°	2574.8	1032.7	20.2	12.5	5.5	3.9	4.2	6.1	8.1	9.9	10.2
70°	2312.4	871.9	17.9	10.5	4.8	3.9	4.2	5.8	8.1	9.9	10.2
72.5°	1548.7	470.9	14.4	7.7	4.5	3.5	3.5	5.8	7.7	9.6	9.9
75°	665.6	130.1	11.5	5.5	3.9	3.2	3.2	5.5	7.4	9.2	9.9
77.5°	121.7	33.0	9.2	4.8	3.9	3.2	2.9	5.2	7.1	9.0	9.2
80°	48.3	16.3	7.4	4.2	3.5	2.9	2.6	4.8	6.8	8.7	9.0
82.5°	29.1	9.2	6.1	3.9	3.5	2.6	2.3	4.2	6.4	8.4	8.7
85°	23.7	6.4	4.8	3.9	3.2	2.6	1.9	3.9	5.8	8.1	8.4
87.5°	11.5	4.5	4.5	3.5	3.2	2.6	1.9	3.5	5.5	7.7	8.1
90°	0.0	0.0	0.0	0.0	0.0	0.0	0.0	0.0	0.0	0.0	0.0

(END OF REPORT)